



DESIGNED IN NORWAY,
MADE IN EUROPE

EASILY CONTROL YOUR PRODUCTS IN ONE SIMPLE VIEW

Nobo's easy to use app for your smart home. Introducing Capa Connect, your go-to app for seamless heating management in the palm of your hand. With Capa Connect, effortlessly control multiple heating products using a single, user-friendly interface. Share access with family members and manage user permissions for ultimate control of your home's heating environment.



CapaConnect

Q Capa Connect

Keep your devices secure with lock/unlock controls to prevent unauthorized adjustments to temperature settings. Design personalized heating schedules tailored to your lifestyle, ensuring maximum comfort and energy savings. Need a sudden change? The manual override feature lets you quickly adapt to unexpected departures or early returns home.

Organise your devices into sites and zones like "Bedrooms," streamlining management and enabling unique schedules for different areas. Capa Connect automatically keeps your devices up-to-date via Wi-Fi connectivity, ensuring consistent, optimal performance for your home heating system. Experience the future of home heating control with Capa Connect.

WHY CAPA CONNECT?

CONTROL

Control multiple heating products in a single app

USER ACCESS

Share access with others in your home or remove those who no longer need it.

LOCK/UNLOCK PRODUCT CONTROLS

Secure your device by locking or unlocking controls to prevent unauthorized temperature changes.

SCHEDULE

Design a personalized heating plan for maximum comfort and energy savings.

MANUAL OVERRIDE

Swiftly bypass your schedule to conserve energy when departing home unexpectedly or to enjoy extra coziness if you return sooner than usual.





SITES & ZONE

Organize your devices into sites and zones, such as "Bedrooms," to manage them more efficiently and create unique schedules.

UPDATES

Keep your device up-to-date automatically with Wi-Fi connectivity, ensuring optimal performance.

WI-FI PANEL HEATER SELECTION

	PRODUCT CODE	WATTAGE (KW)	DIMENSIONS (MM)	WEIGHT	ROOM SIZE
	NTL4R10	1	725W x 400H x 55D	4.7kg	10m ² - small to medium sized bedrooms
	NTL4R15	1.5	1025W x 400H x 55D	5.8kg	15m ² - medium to large bedrooms and lounges
	NTL4R20	2	1125W x 400H x 55D	7.6kg	20m ² - large sized bedrooms and lounges
	NTL4R24	2.4	1425W x 400H x 55D	8kg	24m ² - large sized bedrooms and lounges

The width of the Nobo panel heaters ensure better heat distribution. By allowing more air to circulate through the elements and across surfaces, Nobo heats your room more evenly*. The guide above also gives you an indication on the size of heater you will need.

